



Gray Metal South, Inc.

P.O. Box 1126, Dunn, NC 28335
600 North Powell Avenue, Dunn, NC 28334

Phone: 1-910-892-2119

Fax: 1-910-892-7053

www.graymetalsouth.com

Job:

Location:

Engineer:

Contractor:

P.O #:

Job #:

Representative:

CERTIFIED CORRECT

By: Clay Dunigan

Title: Plant Engineer



Date: 8-7-08

GMS Part Number:

No. 113 REA

DESCRIPTION

- Register Extended Angle Boot
- (30) gauge (.012 in) Galvanized
- See below for packaging details



Part #	L	W	D	H1	H2	# / Box	Part #	L	W	D	H1	H2	# / Box
8x2x6-113 REA	8	2	6	6	4-1/2	12	12x2x5-113 REA	12	2	5	6	4-1/2	24
8x4x4-113 REA	8	4	4	6	4-1/2	12	12x2x6-113 REA	12	2	6	6	4-1/2	24
8x4x5-113 REA	8	4	5	6	4-1/2	12	12x2x7-113 REA	12	2	7	6	4-1/2	12
8x4x6-113 REA	8	4	6	6	4-1/2	12	12x2x8-113 REA	12	2	8	6	4-1/2	12
10x2x5-113 REA	10	2	5	6	4-1/2	24	12x4x5-113 REA	12	4	5	6	4-1/2	24
10x2x6-113 REA	10	2	6	6	4-1/2	24	12x4x6-113 REA	12	4	6	6	4-1/2	18
10x4x4-113 REA	10	4	4	6	4-1/2	12	12x4x7-113 REA	12	4	7	6	4-1/2	12
10x4x5-113 REA	10	4	5	6	4-1/2	24	12x4x8-113 REA	12	4	8	6	4-1/2	12
10x4x6-113 REA	10	4	6	6	4-1/2	24	12x6x6-113 REA	12	6	6	6	4-1/2	12
10x4x7-113 REA	10	4	7	6	4-1/2	12	12x6x7-113 REA	12	6	7	6	4-1/2	12
10x4x8-113 REA	10	4	8	6	4-1/2	12	12x6x8-113 REA	12	6	8	6	4-1/2	12
10x6x5-113 REA	10	6	5	6	4-1/2	12	12x8x8-113 REA	12	8	8	6	4-1/2	PTO**
10x6x6-113 REA	10	6	6	6	4-1/2	18	14x2x5-113 REA	14	2	5	6	4-1/2	12
10x6x7-113 REA	10	6	7	6	4-1/2	12	14x2x6-113 REA	14	2	6	6	4-1/2	12
10x6x8-113 REA	10	6	8	6	4-1/2	12	14x2x7-113 REA	14	2	7	6	4-1/2	12

NOTE: Meets SMACNA Specifications

** PTO = Packed to order



Gray Metal South, Inc.

P.O. Box 1126, Dunn, NC 28335
 600 North Powell Avenue, Dunn, NC 28334

Phone: 1-910-892-2119

Fax: 1-910-892-7053

www.graymetalsouth.com

Job:

Location:

Engineer:

Contractor:

P.O #:

Job #:

Representative:

CERTIFIED CORRECT

By: Clay Dunigan

Title: Plant Engineer



Date: 8-7-08

GMS Part Number:

No. 113 REA

DESCRIPTION

- Register Extended Angle Boot
- (30) gauge (.012 in) Galvanized
- See below for packaging details



Part #	L	W	D	H1	H2	# / Box
14x2x8-113 REA	14	2	8	6	4-1/2	12
14x4x6-113 REA	14	4	6	6	4-1/2	12
14x4x7-113 REA	14	4	7	6	4-1/2	12
14x4x8-113 REA	14	4	8	6	4-1/2	12
14x6x8-113 REA	14	6	8	6	4-1/2	10
14x6x6-113 REA	14	6	6	6	4-1/2	PTO**
14x6x7-113 REA	14	6	7	6	4-1/2	PTO**

NOTE: Meets SMACNA Specifications

** PTO = Packed to order